

RANKEN

TECHNICAL COLLEGE

SETTING UP YOUR TUITION PAYMENT PLAN

Go to InsideRanken.org and log in to your student account.

User Name:

first name_last name (no spaces)

Example User Name:

john_smith


Password:

First 3 letters of last name (in all caps)

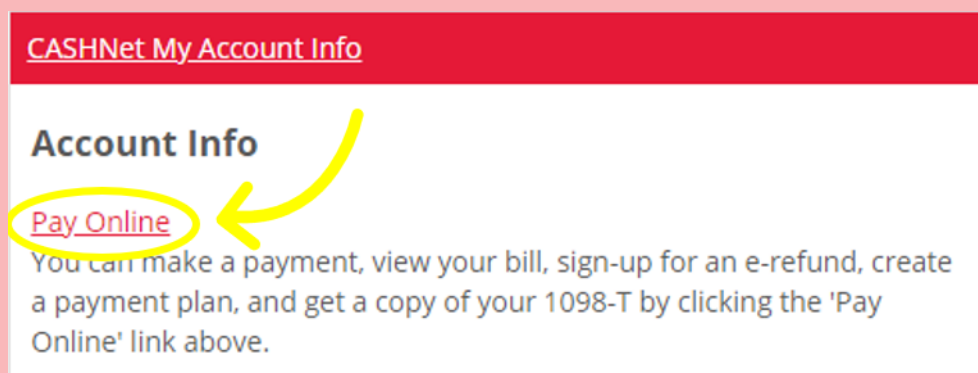
Last 4 digits of Social Security Number

First 3 letters of month you were born (lowercase)

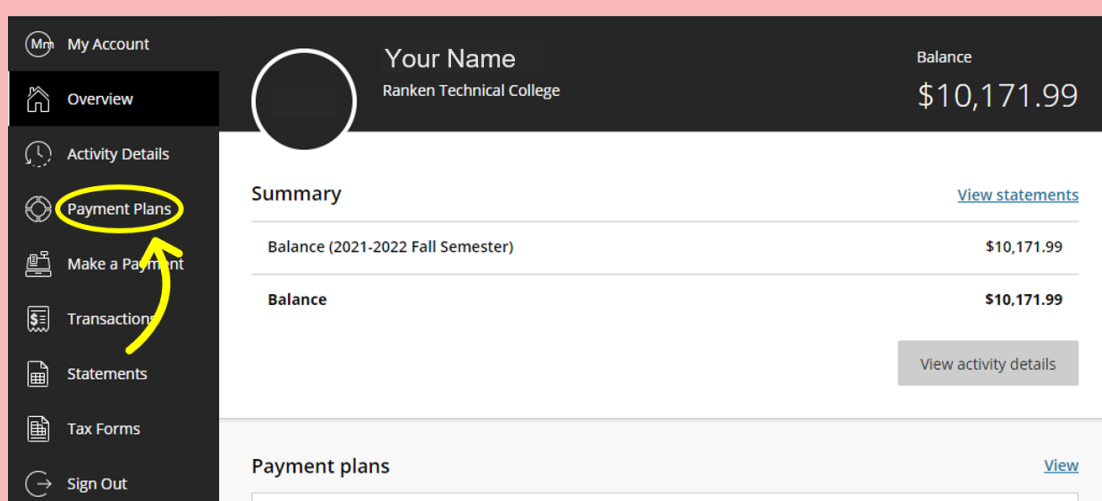
Click on the Finances tab at the top of the page.



Under "CASHNet My Account Info," click "Pay Online."



Click the Payment Plans tab on the left side of the screen.



Click "View payment plan options."

REVIEW YOUR PAYMENT SCHEDULE.

Click "Enroll in plan" to complete the setup of your payment plan.